



Indiana State Department of Health

Weekly Influenza Report

Week 7

Report Date: Friday, February 26, 2016

The purpose of this report is to describe the spread and prevalence of influenza-like illness (ILI) in Indiana. It is meant to provide local health departments, hospital administrators, health professionals and residents with a general understanding of the burden of ILI. Data from several surveillance programs are analyzed to produce this report. Data are provisional and may change as additional information is received, reviewed and verified. For questions regarding the data presented in this report, please call the ISDH Surveillance and Investigation Division at 317-233-7125.

WEEKLY OVERVIEW

Influenza-like Illness - Week Ending February 20, 2016	
ILI Geographic Distribution	Regional
ILI Activity Code	Minimal
Percent of ILI reported by sentinel outpatient providers	2.08%
Percent of ILI reported by emergency department chief complaints	1.95%
Percent positivity of influenza specimens tested at ISDH	48.5%
Number of influenza-associated deaths	3
Number of long-term care facility outbreaks	0
Number of school-wide outbreaks	0



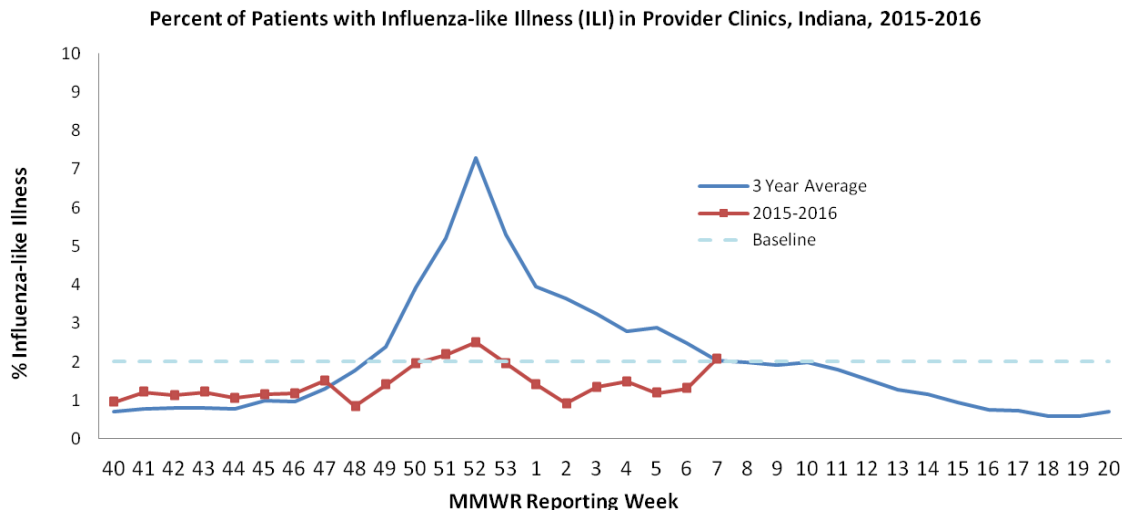
Indiana State Department of Health

SENTINEL SURVEILLANCE SYSTEM

Data are obtained from sentinel outpatient providers participating in the U.S. Outpatient Influenza-like Illness Surveillance Network (ILINet). Data are reported on a weekly basis for the previous Morbidity and Mortality Weekly Report (MMWR) Week by the sentinel sites and are subject to change as sites back-report or update previously submitted weekly data.

Percent of ILI Reported by Type of Sentinel Outpatient Facility, Indiana, 2015-2016 Season			
MMWR Week	All Reporters %ILI (n)	Universities %ILI (n)	Non-Universities %ILI (n)
7	2.08% (20)	3.08% (7)	1.69% (13)
6	1.31 (21)	1.40 (6)	1.28 (15)
5	1.19 (23)	1.52 (8)	0.99 (15)

Percent of ILI Reported by Age Category in Sentinel Outpatient Facilities, Indiana, 2015-2016 Season		
Age Category, years	Total Number of ILI	Percent of ILI
0-4	24	25.53%
5-24	70	74.47
25-49	0	0
50-64	0	0
65+	0	0
Total	94	--





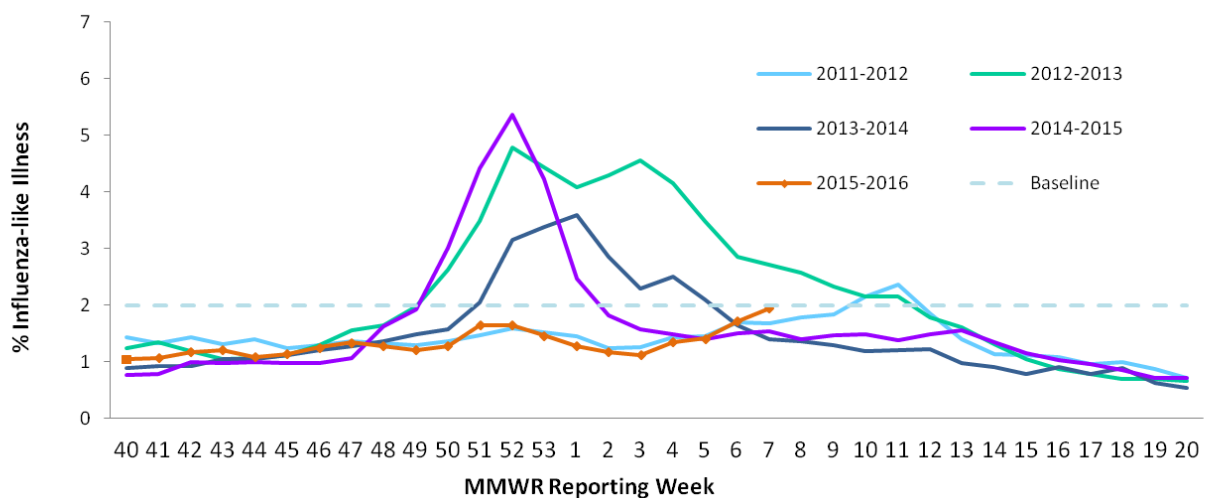
Indiana State Department of Health

SYNDROMIC SURVEILLANCE SYSTEM

Data are obtained from hospital emergency department chief complaint data through the Indiana Public Health Emergency Surveillance System (PHESS). Data are reported on a weekly basis for the previous Morbidity and Mortality Weekly Report (MMWR) Week and are subject to change as hospitals back-report or update previously submitted weekly data.

Percent of ILI Reported in Emergency Departments by District, Indiana, 2015-2016 Season		
	Previous MMWR Week	Current MMWR Week
Indiana	1.71%	1.95%
District 1	2.42	2.55
District 2	2.27	2.42
District 3	1.13	1.34
District 4	1.92	2.40
District 5	1.20	1.60
District 6	1.98	2.39
District 7	1.58	2.15
District 8	1.08	1.23
District 9	2.61	2.80
District 10	1.55	1.31

Percent of Patients with Influenza-Like Illness (ILI) Chief Complaint in Emergency Departments, Indiana, 2015-2016





Indiana State Department of Health

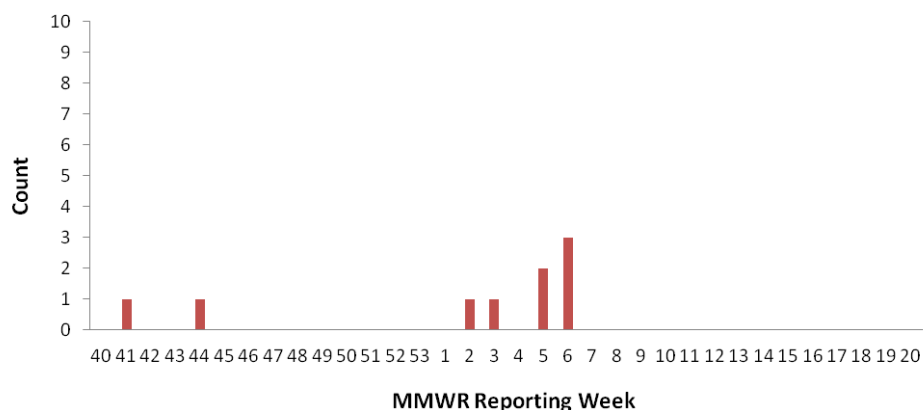
INFLUENZA-ASSOCIATED MORTALITY

Data are obtained from the Indiana National Electronic Disease Surveillance System (I-NEDSS). Influenza-associated deaths are reportable within 72 hours of knowledge; however, not all cases are reported in a timely manner so data in this report as subject to change as additional cases are back-reported.

Number of Laboratory Confirmed Influenza-Associated Deaths for All Ages, Indiana, 2015-2016 Season	
Age Category, years	Season Total
0-4	0
5-24	0
25-49	0
50-64	5
65+	4
Total	9

Counties with ≥ 5 Laboratory Confirmed Influenza-Associated Deaths for All Ages, 2015-2016 Season			
County	Season Total	County	Season Total

Number of Reported Influenza-Associated Deaths by Week of Death, All Ages,
Indiana, 2015-16





Indiana State Department of Health

VIROLOGIC SURVEILLANCE

Circulating Influenza Viruses Detected by ISDH Laboratory*, Indiana, 2015-2016 Season				
PCR Result	Week 7		Season Total	
	Number	Percent of Specimens Received	Number	Percent of Specimens Received
2009 A/H1N1pdm virus	16	48.5%	47	16.4%
Influenza A/H3 seasonal virus	6	18.2%	46	16.0%
Influenza A/H1 seasonal virus	0	0%	0	0%
Influenza B seasonal virus	0	0%	3	1.0%
Influenza negative	10	30.3%	180	62.7%
Inconclusive	0	0%	2	<1.0%
Unsatisfactory specimen [†]	1	3.0%	9	3.1%
Influenza Co-infection ^Δ	0	0%	0	0%
Total	33	100%	287	100%

* Data obtained from the ISDH Laboratory via specimens submitted from the ISDH Sentinel Influenza Surveillance System and IN Sentinel Laboratories.

[†] Unsatisfactory specimens include specimens that leaked in transit, were too long in transit, or were inappropriately labeled.

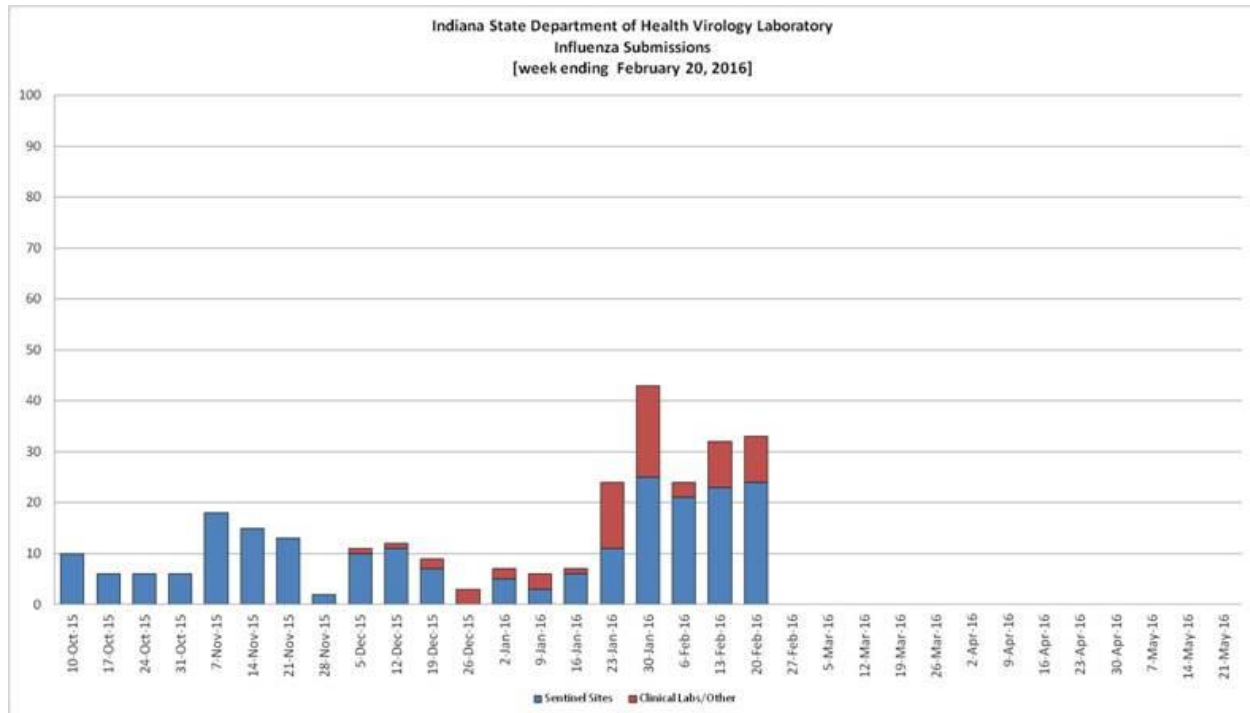
^Δ All previous-year co-infections have been influenza A/H3 and influenza B.

Circulating Non-Influenza Viruses Detected by the ISDH Laboratory, Indiana, 2015-2016 Season			
Result	Week 7	Season Total (Since 10/1/15)	Early Surveillance (9/1/15 - 9/30/15)
Adenovirus	1	6	0
Coronavirus 229E	0	0	0
Coronavirus HKU1	0	0	0
Coronavirus NL63	0	0	0
Coronavirus OC43	0	0	0
Enterovirus NOS	0	0	0
Enterovirus/Rhinovirus	0	2	1
Human Metapneumovirus	0	0	0
Parainfluenza 1 Virus	0	1	1
Parainfluenza 2 Virus	0	1	0
Parainfluenza 3 Virus	0	1	0
Parainfluenza 4 Virus	0	1	0
Rhinovirus	0	0	0
Respiratory Syncytial Virus	0	1	0
Total	1	13	2



Indiana State Department of Health

VIROLOGIC SURVEILLANCE (GRAPH)





Indiana State Department of Health

FLU REVIEW

Flu Vaccine Resources

- The [National Foundation for Infectious Diseases \(NFID\)](#) is offering an [Updates from the February 2016 ACIP Meeting](#) webinar on March 4 at 12:00 PM (ET). William Schaffner, MD, NFID medical director and liaison to the ACIP, will discuss updates from the February 2016 ACIP meeting, including updated recommendations for adult vaccination. Continuing education credit is available; [pre-registration](#) is required.
- On March 4, the FDA's Vaccines and Related Biological Products Advisory Committee will meet to discuss their recommendations concerning which strains should be included in the 2016-2017 influenza season vaccines. Further [information](#) and [meeting materials](#) are available.
- The [NFID](#) has developed a coloring book designed to teach children about influenza prevention in a fun and engaging way. [Are You a Flu Fighter?](#) is freely available for download in both [English](#) and [Spanish](#) versions.

Flu News and Related Studies

- Influenza activity in the United States is still increasing, and is likely to continue for several more weeks. The number of states reporting widespread flu activity has increased to twelve, with twenty states (including Indiana) reporting regional flu activity, and fifteen states reporting local influenza activity. View the [map](#) of weekly influenza activity in the U.S. and the latest [FluView report](#) for more about current influenza activity, trends, and impact throughout the United States (CDC).
- The February 19 MMWR summarizes [U.S. seasonal influenza activity from October 4, 2015 to February 6, 2016](#), covering the timing of the current flu season, comparison with previous flu seasons, common circulating viruses, and sensitivity to antiviral drugs.
- Early estimates indicate that this season's influenza vaccine is 59 percent effective against all circulating viruses overall ([CDC](#)).
- A systematic review of twelve randomized controlled trials conducted in high-income countries assessed the effectiveness of interventions in increasing influenza vaccine uptake among health care workers ([Health Affairs](#)).

For Further Information, Visit:

www.in.gov/isdh/25462.htm

www.cdc.gov/flu

www.flu.gov